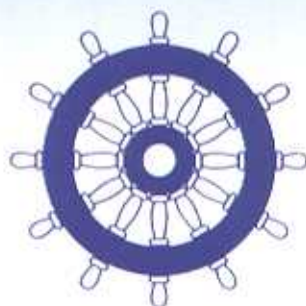



Compact Type Approved Electromagnetic Speed Log for vessels up to 50 MTR



MED Type Approved

Walker 4020 Mk2

Walker 4020 Mk2 is a compact EM Speed Log for smaller vessels which require a "Wheelmarked" MED Type Approved system in a minimal package reducing the size and number of sub-units required. This results in a smaller, lighter system which is simpler to install.

The 4020 combines the electronics unit with the speed and distance indicator in one master unit which may be console or bracket mounted.



High reliability sensors, flush fitting, fixed and retractable types housed in hull fittings suitable for various hull materials, such as aluminium alloy, steel, GRP and wood.

Removable keypad calibrator

Features

- Full compatibility with most Walker flush fitting, fixed or retractable speed log sensors and hull fittings.
- Digital Speed and Distance Run displays by red LED dimmable indicators.
- Multipoint speed calibration as speeds from up to 60 knots.
- Removable keypad "calibrator".
- Built-in Speed Simulator.
- NMEA 0183/RS422 and 200 ppm outputs to other ship systems.
- Repeater indicators to DIN144 standard (optional).
- Simple to install, operate and service.
- EM Speed Log technology drawn from over 30 years' experience.

Proven Accuracy and Reliability



Walker 4020 Mk2

Compact type approved
Electromagnetic Speed Log
for vessels up to 50 MTR

Installation

Mechanical Dimensions

Speed log sensor and hull fittings with
sea valve:

387 (W) x 165 (D) x 578 (H)

(Steel dimensions given)

Speed log sensor and hull fittings
without sea valve:

152 (Ø) x 178 (H)

Electronic Unit with Master Speed and
Distance indicator, console mounting:

330 (W) x 215 (H) x 180 (D)

Electronic Unit with Master Speed and
Distance indicator, bracket mounting:

380 (W) x 265 (H) x 180 (D)

Keypad-calibrator:

82 W x 110 (H) x 50 (D)

DIN 144 repeaters:

144 (W) x 144 (H) x 105 (D)

Weights

Sensor (fixed), supplied with 50 metre
cable:

9.0 Kg (Steel) 9.0 Kg (Alloy)

Sensor (retractable), supplied with 50
metre cable:

9.75 Kg (Steel)

Hull Fittings for fixed sensor:

5.3 Kg (Steel) 1.8 Kg (Alloy)

Hull Fittings for retractable sensor, test
witnessed by G.L.:

27 Kg (Steel)

Master Speed and Distance indicator:

4 Kg

Repeaters: 1.2 Kg

Power supply requirements

Voltage:

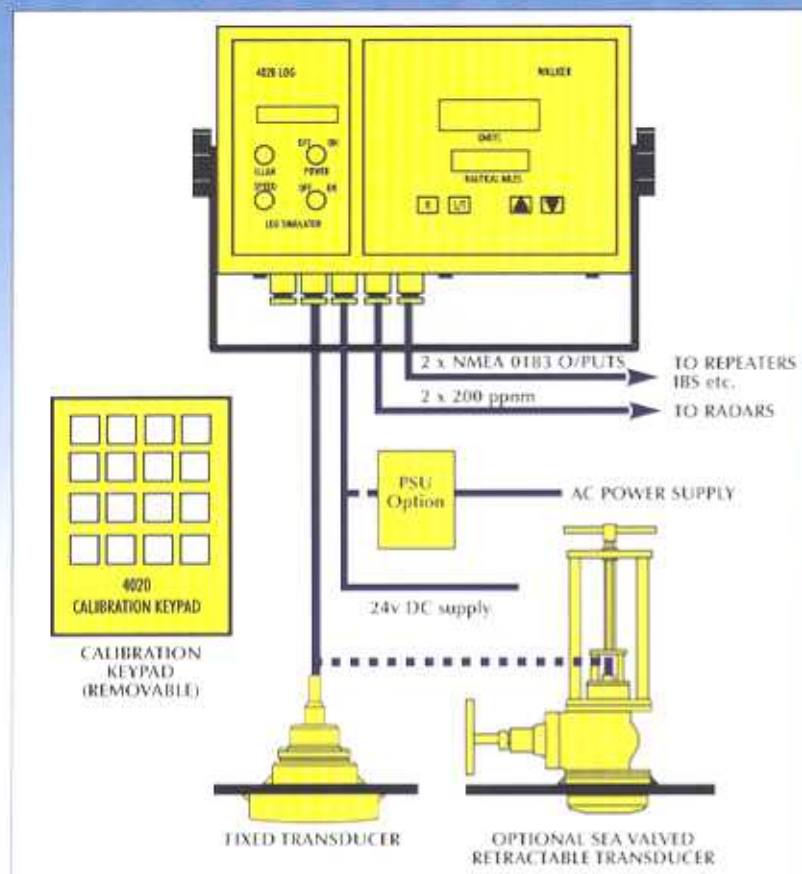
Standard 24 v-DC +10% -20% (20W)

With optional power supply:

110/220 v AC (30vA)

Voltage must be specified when ordering.

MED Type Approved IEC61023, IEC945



System Specification

Operating Principle

A low frequency AC Electromagnetic sensor induces an electrical voltage in the sea water. This voltage is detected by two electrodes in the sensor face and converted to a speed reading in the Master unit. Distance run is derived by accurately integrating the speed value with respect to time.

Speed Range -20 to 60.0 kts

Resolution 0.1 kt

System accuracy +/- 2%

Calibration accuracy, 0.1 kt 0 to 10 kt,

+/- 1% above 10 kt

Distance

Trip Distance 0 to 99,999.9 nm with front panel reset.

Total distance 99,999.9 nm

Accuracy - integrated from speed to 0.02%

Displays

Red LED, dimmable to off

Lamp test built in.

Controls

Power On/Off, Simulator On/Off, Set Simulator

Speed, Distance Reset, Lamp Test, Illumination

Up/Down

Interfacing

2 x Outputs - NMEA 0183\RS422.

Sentences VLW and VHW

2 x Outputs - 200 ppm.

Isolated relay contacts of distance travelled.

To switch max power 10W

max current 0.5A

max voltage 200 vDC

Tel: +44(0)191 257 2217

Fax: +44(0)191 257 1521

E-Mail: sales@lilleyandgillie.co.uk

Web: www.lilleyandgillie.co.uk

LILLEY & GILLIE

Directing International Shipping since 1812